AXIAL RANGE AMBIENT VENTILATION SOLUTIONS

CONTENTS

3	A RECORD OF QUALITY
4	AXIAL RANGE AMBIENT
5	CONSULTANT SPECIFICATION
9	250mm Ø
10	315mm Ø
11	350mm Ø
12	400mm Ø
13	450mm Ø
14	500mm Ø
15	560mm Ø
16	630mm Ø
17	710mm Ø
18	800mm Ø
19	900mm Ø
20	1000mm Ø
21	1120mm Ø
22	1250mm Ø
23	1400mm Ø
23	1500mm Ø
24	1600mm Ø
25	AXUS ANCILLARIES
26	HIGH PRESSURE
29	630mm Ø
29	710mm Ø
30	800mm Ø
30	900mm Ø

PROUD TO BUILD BRITISH

We've been pioneers in new air technology since 1966. Our heritage is in the design and manufacture of fans and ventilation systems. We put our energy into efficient ventilation so you don't waste yours.

Pioneering
We lead the way in product innovation with a stream of ground-breaking products over decades.

Trusted
We have a reputation for our build quality. We establish long term relationships and are always transparent with our test data.

Agile
We're one of the UK's leading manufacturers, covering both residential and commercial air quality. We offer innovative advice and provide flexible solutions.

Expert
Our team is made up of over 600 people, 50 of which have over 25 years' experience. We have the skills and knowledge to help find the best solution for our customers.

Attentive
We're expert listeners, rising to any challenge and going the extra mile for our customers. We add value by solving problems. We sell solutions, not fans.

Personal
We work closely with our customers and can provide bespoke solutions to meet their specific project needs. Many of our product ranges were developed this way.

"Our expertise, experience and innovation are what makes us stand out from the rest of the market."

Nuaire.

For help with selecting a unit, speak to us on +44(0)29 2085 8484 or email: international@nuaire.co.uk

A RECORD OF QUALITY WHICH IS THE ENVY OF THE INDUSTRY

Nuaire is a British company with a long history of innovation in a field of ventilation and air movement solutions, and its products are known across the world for their superb quality and efficiency.

Founded in 1966, Nuaire has a long and much-admired heritage in developing and manufacturing ventilation products. The company's products are renowned worldwide, likewise their unrivalled customer service, and it is this combination which has ensured that Nuaire's products have been sold into more than 60 countries around the world, including in the Middle East, Europe, the USA and Asia.

All ventilation units are manufactured in the UK.

AMBIENT AXIAL RANGE - AXIAL (AX), CONTRA ROTATING AXIAL (AXC) AND RUN/STANDBY AXIAL (AXT)

Nuaire offer one of the most comprehensive ranges of high performance circular inline axial flow fans from 250mm to 2000mm diameter to suit every application; with a duty range of up to 120m³/s.

KEY BENEFITS:

- **HIGH PERFORMANCE** - UP TO 120m³/s
- **FLEXIBLE SOLUTION** - SUITABLE FOR INTERNAL & EXTERNAL APPLICATIONS
- **WIDE RANGE** - WITH THE WIDEST RANGE OF AXIAL SOLUTIONS CONFIGURED TO MEET YOUR PROJECT REQUIREMENTS, ENSURING OPTIMUM FAN EFFICIENCIES
- **ENERGY EFFICIENT** - RANGES DEVELOPMENT FOCUSED ON MEETING GLOBAL EFFICIENCY STANDARDS
- **GALVANISED STEEL CONSTRUCTION** - ENSURES STRENGTH, DURABILITY & PROTECTION
- **AMCA APPROVED LABS** - BOTH TYPE 'A' & 'D' LABORATORIES AT NUAIRE ARE ACCREDITED TO THE AMCA 300 STANDARD
- **TESTED TO THE HIGHEST STANDARDS** - AIR PERFORMANCE TO ISO5801: 2017 WITH ACOUSTIC PERFORMANCE TO AMCA 300 & ISO 13347



ErP COMPLIANT 50Hz 60Hz

CONSULTANT SPECIFICATION

CASING

Long cased covering both the motor and impeller, manufactured from heavy gauge galvanised steel, corrosion resistant to BS EN10142 1991 with integrally formed inlet and outlet mounting flange, with pre drilled bolt holes.

Cases are available in a standard execution or with integral case mounted guide vanes, unique to Nuaire providing performance enhancing characteristics.

Cases are complete with an externally mounted terminal box which is pre-wired from the motor terminal box, ensuring ease of installation at site.

Case material options available:

- Hot dip galvanized after manufacture
- Painted: Polyester powder or epoxy
- Stainless steel: 304 or 316L

PERFORMANCE

The units are available in a variety of airflows up to a duty of 120m³/s.

CERTIFICATION AND OPERATING TEMPERATURE

All fans are tested for air performance to ISO5801: 2017. Suitable for operation at ambient temperatures of up to 60°C.

NOISE

Tested in accordance to AMCA300 and ISO 13347: 2004 for acoustic performance.

MOTOR

Motors incorporated are TEFC (Totally Enclosed Fan Cooled) type of an aluminium or cast iron (dependent on frame size) construction, protected with a paint finish. Protected to IP55 with Class F insulation. Available in both single and three phase supply (50/60Hz).

Motors incorporate integral PTC Thermistors, as standard, ensuring thermal overload protection during the life cycle of the motor.

Motors are suitable for speed control by frequency inverters, subject to fan selection.

There are many other motor options available specific for your project requirements such as:

- IE1, IE2, IE3 and IE4 Efficiency Classes
- 2 speed (Full/Half and Full/Two Thirds)
- 60Hz: Specific to your voltage requirements

Please contact Nuaire or download selection software for the complete range.

ANCILLARIES

- Matching mounting brackets
- Matching flanges
- Flexible connectors
- Anti-vibration mounts
- Acoustic jackets
- Attenuators
- Guards
- Inlet cones
- Backdraught dampers
- Controls

IMPELLER

Impellers are either aerofoil or sickle in section and variable pitch with an extensive range of blade profile combinations ensuring optimum performance, efficiency and sound characteristics.

Impeller hubs are manufactured from fully die cast aluminium alloy as standard.

Blade materials are available in:

- Aluminium: Fully cast
- PPG: Glass Reinforced Polypropylene
- PAG: Glass Reinforced Polyamide

INSTALLATION

The units are suitable for installation both internally and externally and installed at any angle.

APPLICATIONS

- Boiler rooms
- Lift motor rooms
- Sports halls
- Factories & warehouses
- Car parks supply
- Industrial
- Hospitals, surgeries & medical centres
- Offices & commercial
- Supermarkets
- Retail, leisure & sports facilities
- Public buildings

For fan solutions specific to your project applications, please contact Nuaire for further details.

AXIAL - SINGLE STAGE (AX)

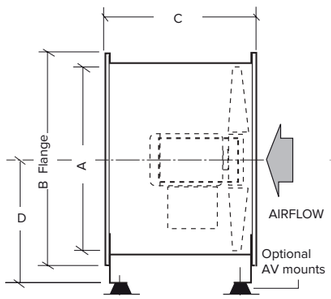

CODING AX100X-X

AX 100 X - X
1 2 3 4

SAMPLE CODING

1. Axial fan
2. Size of casing in cm
3. Impeller specification reference
4. Motor speed in poles

DIMENSIONS (MM)

MODEL	A	B	C	D
AX31	315	400	365	210
AX35	350	430	380	240
AX40	400	490	440	270
AX45	450	540	450	300
AX45	450	540	600	300
AX50	500	608	465	340
AX50	500	608	615	340
AX56	560	670	440	370
AX56	560	670	615	370
AX63	630	740	480	430
AX63	630	740	600	430
AX63	630	740	800	430
AX71	710	814	455	470
AX71	710	814	700	470
AX80	800	910	440	540
AX80	800	910	840	540
AX90	900	1016	740	600
AX100	1000	1128	740	670
AX100	1000	1128	850	670
AX112	1120	1240	730	750
AX112	1120	1240	865	750
AX112	1120	1240	1010	750
AX125	1250	1365	1010	830
AX125	1250	1365	1010	830

RANGE PERFORMANCE ENVELOPE

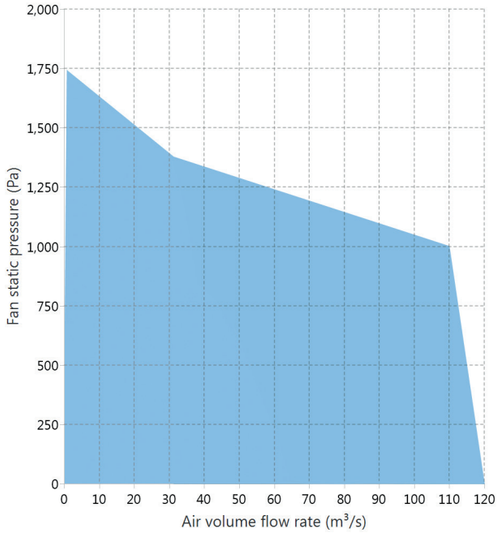

Unit sizes 1400mm and above contact Nuaire for details.

For High Pressure range refer to pages 26-31.

CONTRA ROTATING AXIAL - TWO STAGE (AXC)

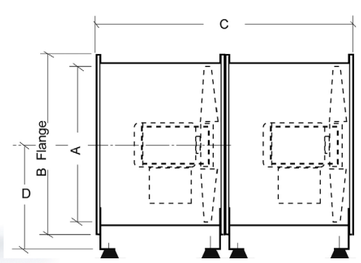

CODING AXC100X-X

AXC 100 X - X
1 2 3 4

SAMPLE CODING

1. Contra rotating axial fan
2. Size of casing in cm
3. Impeller specification reference
4. Motor speed in poles

DIMENSIONS (MM)

MODEL	A	B	C	D
AXC31	315	400	730	210
AXC35	350	430	760	240
AXC40	400	490	880	270
AXC45	450	540	900	300
AXC50	500	608	930	340
AXC50	500	608	1230	340
AXC56	560	670	880	370
AXC56	560	670	1230	370
AXC63	630	740	960	430
AXC63	630	740	1200	430
AXC71	710	814	910	470
AXC71	710	814	1400	470
AXC80	800	910	880	540
AXC80	800	910	1680	540
AXC90	900	1016	1480	600
AXC100	1000	1128	1480	670
AXC100	1000	1128	1700	670
AXC112	1120	1240	1460	750
AXC112	1120	1240	1730	750
AXC112	1120	1240	2020	750
AXC125	1250	1365	1730	830
AXC125	1250	1365	2020	830

RANGE PERFORMANCE ENVELOPE

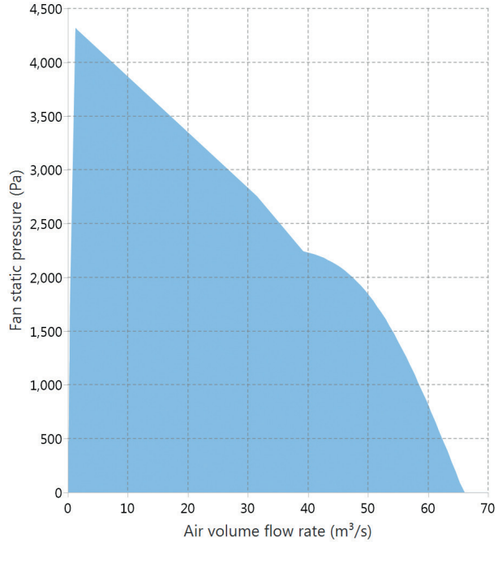

For unit sizes 1400mm and above contact Nuaire for details.

AXIAL RUN & STANDBY IN SERIES - 2 STAGE (AXT)

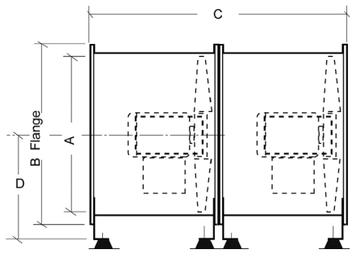

CODING AXT100X-X

AXT 100 X - X
1 2 3 4

SAMPLE CODING

1. Axial fan set (Run & Standby) in Series
2. Size of casing in cm
3. Impeller specification reference
4. Motor speed in poles

DIMENSIONS (MM)

MODEL	A	B	C	D
AXT31	315	400	730	210
AXT35	350	430	760	240
AXT40	400	490	880	270
AXT45	450	540	900	300
AXT50	500	608	930	340
AXT50	500	608	1230	340
AXT56	560	670	880	370
AXT56	560	670	1230	370
AXT63	630	740	960	430
AXT63	630	740	1200	430
AXT71	710	814	910	470
AXT71	710	814	1400	470
AXT80	800	910	880	540
AXT80	800	910	1680	540
AXT90	900	1016	1480	600
AXT100	1000	1128	1480	670
AXT100	1000	1128	1700	670
AXT112	1120	1240	1460	750
AXT112	1120	1240	1730	750
AXT112	1120	1240	2020	750
AXT125	1250	1365	1730	830
AXT125	1250	1365	2020	830

For unit sizes 1400mm and above contact Nuaire for details.

RANGE PERFORMANCE ENVELOPE

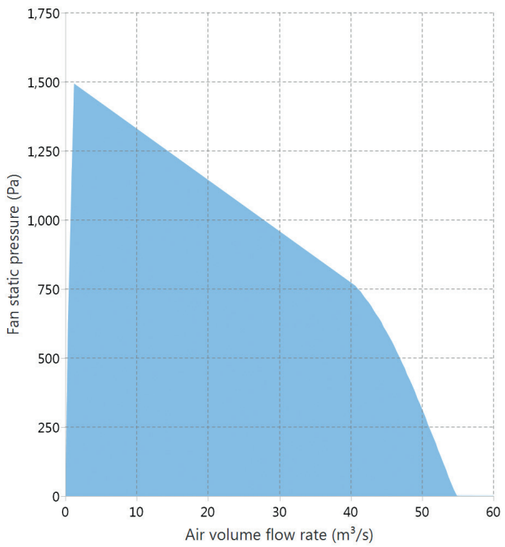

250mm Ø

Details illustrated are a small representation of the complete range. Please contact Nuaire for selections specific to your project applications and/ or request software download.

2 POLE

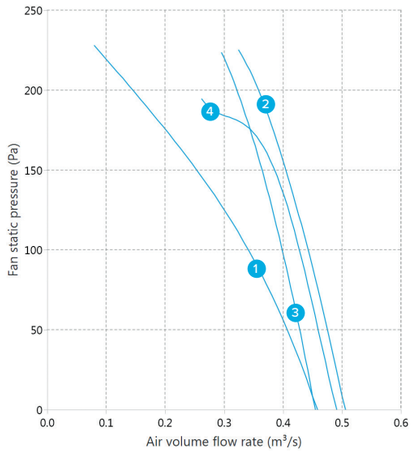

4 POLE

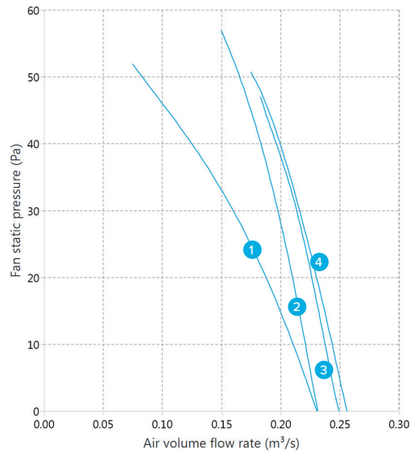

250mm Ø 2 POLE

					MOTOR CURRENTS		SOUND POWER LEVELS RE 1 PWATT (Hz) INDUCT INLET								
CURVE	FAN CODE	BLADE ANGLE °	MOTOR RATING (KW)	RPM SPEED	FLC	SC (DOL)	63	125	250	500	1K	2K	4K	8K	dB(A) @3M
1	AX25F-2	35	0.22	2710	0.66	3.3	95	85	82	77	72	69	64	57	43
2	AX25D-2	30	0.22	2710	0.66	3.3	72	79	72	73	69	65	61	53	39
3	AX25F-2	40	0.30	2710	0.85	4.26	93	90	81	78	74	70	63	57	44
4	AX25A-2	25	0.22	2710	0.66	3.3	69	101	76	79	66	60	53	46	44

250mm Ø 4 POLE

					MOTOR CURRENTS		SOUND POWER LEVELS RE 1 PWATT (Hz) INDUCT INLET								
CURVE	FAN CODE	BLADE ANGLE °	MOTOR RATING (KW)	RPM SPEED	FLC	SC (DOL)	63	125	250	500	1K	2K	4K	8K	dB(A) @3M
1	AX25A-4	25	0.14	1360	0.66	2.2	82	74	65	56	51	47	39	29	26
2	AX25F-4	35	0.14	1360	0.66	2.2	76	73	70	62	59	52	45	38	28
3	AX25D-4	30	0.14	1360	0.66	2.2	72	76	68	60	55	52	45	36	28
4	AX25F-4	40	0.14	1360	0.66	2.2	77	79	72	63	60	53	45	39	30

315mm Ø

Details illustrated are a small representation of the complete range.
Please contact Nuaire for selections specific to your project applications and/ or request software download.

2 POLE

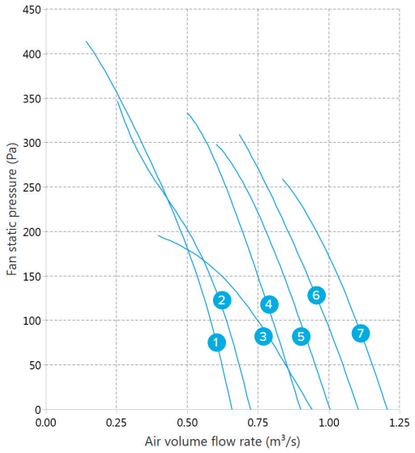

4 POLE

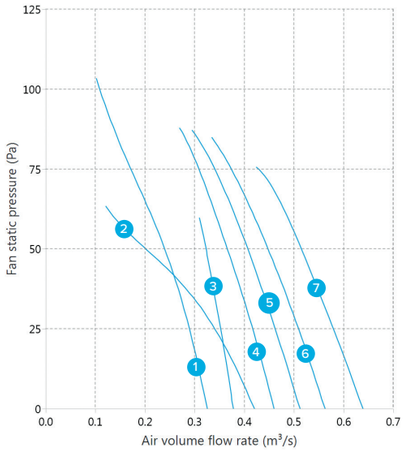

315mm Ø 2 POLE

					MOTOR CURRENTS		SOUND POWER LEVELS RE 1 PWATT (Hz) INDUCT INLET								
CURVE	FAN CODE	BLADE ANGLE °	MOTOR RATING (KW)	RPM SPEED	FLC	SC (DOL)	63	125	250	500	1K	2K	4K	8K	dB(A) @3M
1	AX31M-2	20	0.30	2710	0.85	4.26	86	81	97	80	78	74	70	63	53
2	AX31X-2	25	0.44	2730	1.16	5.82	98	98	85	78	77	75	71	68	48
3	AX31A-2	30	0.22	2710	0.66	3.3	84	96	84	79	76	72	66	61	46
4	AX31X-2	60	0.44	2730	1.16	5.82	88	85	83	79	77	73	69	64	47
5	AX31X-2	35	0.66	2760	1.70	8.52	87	84	91	81	79	75	71	64	49
6	AX31X-2	40	0.66	2760	1.70	8.52	85	84	87	79	79	76	70	65	48
7	AX31F-2	45	0.90	2848	2.15	10.74	87	85	84	82	81	77	72	67	49

315mm Ø 4 POLE

					MOTOR CURRENTS		SOUND POWER LEVELS RE 1 PWATT (Hz) INDUCT INLET								
CURVE	FAN CODE	BLADE ANGLE °	MOTOR RATING (KW)	RPM SPEED	FLC	SC (DOL)	63	125	250	500	1K	2K	4K	8K	dB(A) @3M
1	AX31M-4	20	0.14	1360	0.66	2.2	76	85	72	65	61	58	50	42	33
2	AX31A-4	25	0.14	1360	0.66	2.2	86	73	62	58	58	57	51	42	27
3	AX31F-4	25	0.14	1360	0.66	2.2	77	71	71	66	63	60	54	44	33
4	AX31X-4	30	0.14	1360	0.66	2.2	78	79	72	64	61	57	49	43	32
5	AX31X-4	35	0.14	1360	0.66	2.2	72	78	70	63	61	57	48	41	31
6	AX31X-4	40	0.14	1360	0.66	2.2	71	82	71	64	62	58	51	45	32
7	AX31F-4	45	0.14	1360	0.66	2.2	68	73	74	63	63	59	54	48	34

350mm Ø

Details illustrated are a small representation of the complete range.
Please contact Nuaire for selections specific to your project applications and/ or request software download.

2 POLE

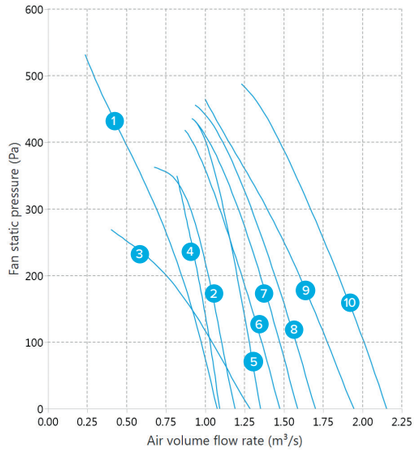

4 POLE

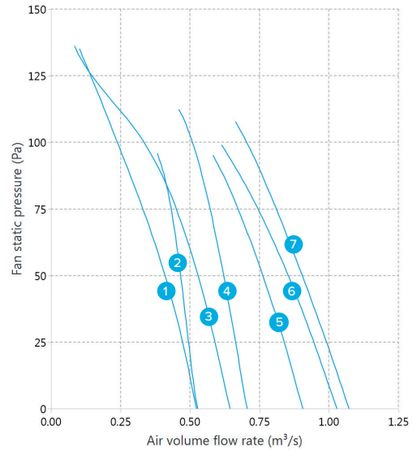

350mm Ø 2 POLE

					MOTOR CURRENTS		SOUND POWER LEVELS RE 1 PWATT (Hz) INDUCT INLET								
CURVE	FAN CODE	BLADE ANGLE °	MOTOR RATING (KW)	RPM SPEED	FLC	SC (DOL)	63	125	250	500	1K	2K	4K	8K	dB(A) @3M
1	AX35M-2	20	0.44	2730	1.16	5.82	88	81	88	79	81	76	72	67	50
2	AX35A-2	25	0.30	2710	0.85	4.26	86	81	79	77	76	71	67	62	44
3	AX35I-2	45	0.66	2760	1.70	8.52	84	78	76	83	81	77	76	69	49
4	AX35F-2	25	0.90	2848	2.15	10.74	86	79	78	82	80	77	75	68	48
5	AX35I-2	30	1.32	2850	2.90	16.46	90	81	78	82	81	78	75	70	49
6	AX35I-2	30	0.90	2840	2.10	10.15	85	85	96	81	80	76	73	65	54
7	AX35X-2	32.5	0.90	2840	2.10	10.15	87	87	89	83	84	78	74	67	51
8	AX35X-2	35	1.32	2850	2.90	16.46	87	87	88	82	83	79	74	68	51
9	AX35M-2	40	1.32	2846	2.92	14.58	87	86	102	82	82	79	74	69	60
10	AX35F-2	45	1.80	2850	3.84	22.08	89	88	85	86	85	81	76	71	53

350mm Ø 4 POLE

					MOTOR CURRENTS		SOUND POWER LEVELS RE 1 PWATT (Hz) INDUCT INLET								
CURVE	FAN CODE	BLADE ANGLE °	MOTOR RATING (KW)	RPM SPEED	FLC	SC (DOL)	63	125	250	500	1K	2K	4K	8K	dB(A) @3M
1	AX35M-4	20	0.14	1360	0.66	2.2	74	81	69	66	64	61	56	50	33
2	AX31I-4	25	0.14	1360	0.66	2.2	70	70	73	71	67	63	58	49	36
3	AX35M-4	25	0.14	1360	0.66	2.2	76	81	69	64	63	60	55	47	33
4	AX35D-4	30	0.14	1360	0.66	2.2	74	70	79	63	63	62	56	49	38
5	AX35D-4	35	0.14	1360	0.66	2.2	72	70	72	64	62	61	55	48	41
6	AX35D-4	40	0.14	1360	0.66	2.2	72	70	72	64	61	58	52	47	38
7	AX35D-4	45	0.22	1310	0.84	2.8	76	73	78	65	65	61	57	53	39

400mm Ø

Details illustrated are a small representation of the complete range.
Please contact Nuaire for selections specific to your project applications and/ or request software download.

2 POLE

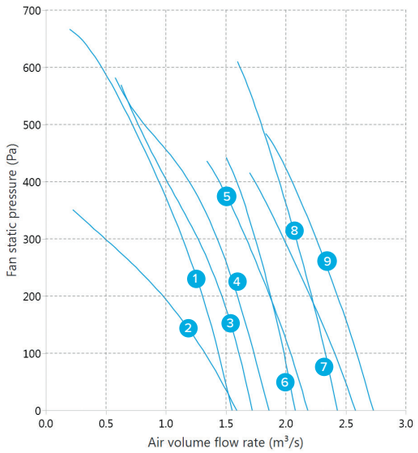

4 POLE

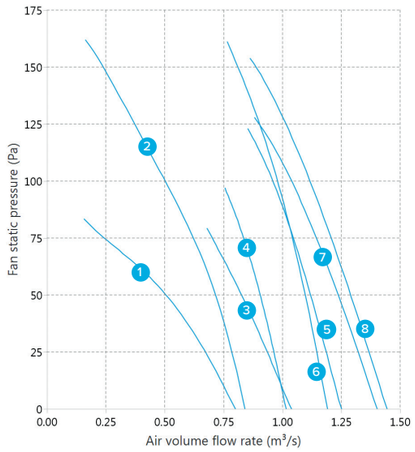

400mm Ø 2 POLE

					MOTOR CURRENTS		SOUND POWER LEVELS RE 1 PWATT (Hz) INDUCT INLET								
CURVE	FAN CODE	BLADE ANGLE °	MOTOR RATING (KW)	RPM SPEED	FLC	SC (DOL)	63	125	250	500	1K	2K	4K	8K	dB(A) @3M
1	AX40M-2	20	0.90	2848	2.15	10.74	90	81	89	83	84	79	74	71	51
2	AX40A-2	25	0.44	2730	1.16	5.82	80	84	87	81	79	74	69	67	47
3	AX40D-2	25	0.90	2848	2.15	10.74	91	79	82	86	84	80	76	82	52
4	AX40M-2	25	1.32	2846	2.92	14.58	98	81	92	83	84	80	76	72	53
5	AX40M-2	30	1.32	2850	2.90	16.46	92	83	94	83	83	78	73	68	53
6	AX40F-2	30	1.80	2850	3.84	22.08	91	82	83	90	85	81	76	70	51
7	AX40I-2	35	2.64	2860	5.45	35.87	95	84	82	90	84	80	75	71	52
8	AX40M-2	37.5	2.64	2860	5.45	35.87	90	85	98	86	86	83	78	74	57
9	AX40F-2	40	3.60	2880	7.32	36.6	99	89	82	88	86	81	76	72	52

400mm Ø 4 POLE

					MOTOR CURRENTS		SOUND POWER LEVELS RE 1 PWATT (Hz) INDUCT INLET								
CURVE	FAN CODE	BLADE ANGLE °	MOTOR RATING (KW)	RPM SPEED	FLC	SC (DOL)	63	125	250	500	1K	2K	4K	8K	dB(A) @3M
1	AX40A-4	25	0.14	1360	0.66	2.2	75	75	69	66	63	61	55	46	34
2	AX40D-4	25	0.14	1360	0.66	2.2	75	71	81	69	66	64	58	51	42
3	AX40E-4	30	0.14	1360	0.66	2.2	78	75	72	68	65	63	59	52	34
4	AX40D-4	30	0.22	1310	0.84	2.8	75	68	75	68	66	64	59	52	37
5	AX40F-4	35	0.30	1350	1.01	5.04	78	69	80	67	66	63	58	52	38
6	AX40I-4	35	0.44	1370	1.33	6.66	76	71	78	70	68	65	60	54	38
7	AX40F-4	40	0.44	1370	1.33	6.66	79	72	83	69	66	63	58	54	40
8	AX40I-4	45	0.44	1370	1.33	6.66	82	76	77	71	69	64	60	55	39

450mm Ø

Details illustrated are a small representation of the complete range.
Please contact Nuaire for selections specific to your project applications and/ or request software download.

2 POLE

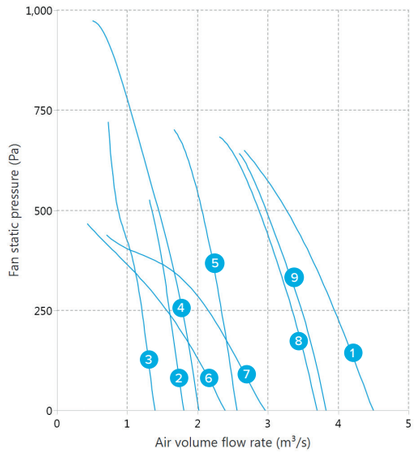

4 POLE

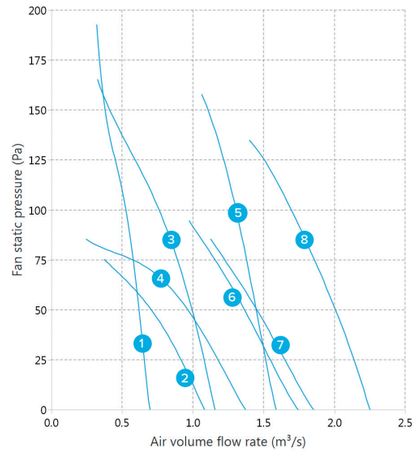

450mm Ø 2 POLE

					MOTOR CURRENTS		SOUND POWER LEVELS RE 1 PWATT (Hz) INDUCT INLET								
CURVE	FAN CODE	BLADE ANGLE °	MOTOR RATING (KW)	RPM SPEED	FLC	SC (DOL)	63	125	250	500	1K	2K	4K	8K	dB(A) @3M
1	AX45P-2	20	1.80	2852	3.67	18.36	85	85	86	91	91	87	83	81	57
2	AX45S-2	25	2.64	2845	5.28	30.8	88	88	89	92	93	90	85	81	60
3	AX45C-2	25	0.66	2760	1.70	8.52	80	83	88	82	82	78	73	70	53
4	AX45C-2	30	1.32	2846	2.92	14.58	86	95	94	88	86	80	75	72	56
5	AX45S-2	35	4.80	2890	9.05	56.55	90	91	92	95	93	89	85	81	60
6	AX45P-2	37.5	4.80	2890	9.05	56.55	91	90	91	93	91	86	81	76	57
7	AX45P-2	40	4.80	2910	8.83	51.52	92	91	89	90	90	85	80	75	57
8	AX45F-2	45	4.80	2910	8.83	51.52	88	90	84	90	89	85	82	79	57
9	AX45S-2	20	2.64	2860	5.45	35.87	89	89	89	93	94	90	85	81	59

450mm Ø 4 POLE

					MOTOR CURRENTS		SOUND POWER LEVELS RE 1 PWATT (Hz) INDUCT INLET								
CURVE	FAN CODE	BLADE ANGLE °	MOTOR RATING (KW)	RPM SPEED	FLC	SC (DOL)	63	125	250	500	1K	2K	4K	8K	dB(A) @3M
1	AX45S-4	20	0.30	1350	1.01	5.04	78	82	81	80	75	71	66	58	44
2	AX45A-4	25	0.14	1360	0.66	2.2	69	73	73	70	67	65	60	52	37
3	AX45D-4	25	0.14	1360	0.66	2.2	72	73	78	70	69	67	62	51	47
4	AX45A-4	30	0.14	1360	0.66	2.2	73	74	73	70	66	63	57	51	36
5	AX45P-4	32.5	0.44	1370	1.33	6.66	75	79	79	73	71	67	62	55	41
6	AX45C-4	35	0.30	1350	1.01	5.04	76	84	82	69	68	64	60	55	45
7	AX45C-4	40	0.30	1350	1.01	5.04	83	89	77	70	69	65	59	56	44
8	AX45D-4	45	0.66	1370	1.90	9.48	74	75	79	74	70	66	61	58	49

500mm Ø

Details illustrated are a small representation of the complete range.
Please contact Nuaire for selections specific to your project applications and/ or request software download.

2 POLE

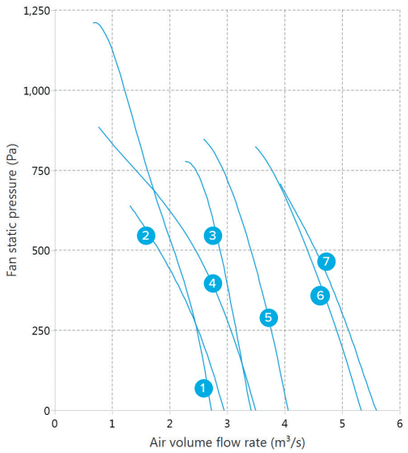

4 POLE

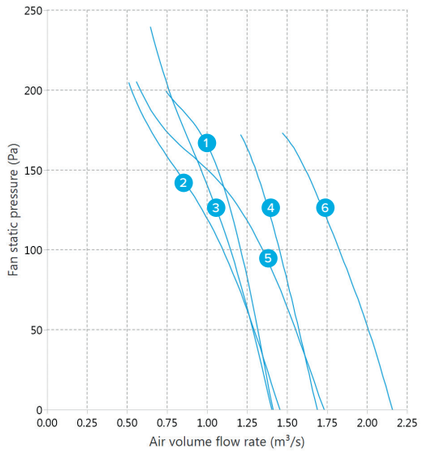

500mm Ø 2 POLE

					MOTOR CURRENTS		SOUND POWER LEVELS RE 1 PWATT (Hz) INDUCT INLET								
CURVE	FAN CODE	BLADE ANGLE °	MOTOR RATING (KW)	RPM SPEED	FLC	SC (DOL)	63	125	250	500	1K	2K	4K	8K	dB(A) @3M
1	AX50P-2	20	3.60	2880	7.32	36.6	94	87	87	93	95	92	87	85	61
2	AX50D-2	25	1.80	2852	3.67	18.36	83	86	82	89	91	87	82	81	57
3	AX50O-2	25	2.64	2860	5.45	35.87	92	89	89	93	92	90	85	82	59
4	AX50S-2	30	6.60	2905	12.0	70	94	90	91	95	93	90	87	83	61
5	AX50S-2	35	9.00	2910	16.4	95.55	95	93	92	98	95	90	86	83	62
6	AX50P-2	40	9.00	2910	16.6	103.5	96	93	91	98	94	90	85	84	61
7	AX50P-2	45	9.00	2910	16.6	103.5	95	93	91	99	95	91	86	84	62

500mm Ø 4 POLE

					MOTOR CURRENTS		SOUND POWER LEVELS RE 1 PWATT (Hz) INDUCT INLET								
CURVE	FAN CODE	BLADE ANGLE °	MOTOR RATING (KW)	RPM SPEED	FLC	SC (DOL)	63	125	250	500	1K	2K	4K	8K	dB(A) @3M
1	AX50O-4	20	0.30	1350	1.01	5.04	76	77	77	78	75	72	66	58	42
2	AX50P-4	20	0.44	1370	1.33	6.66	79	79	80	81	77	73	68	60	44
3	AX50S-4	25	0.44	1370	1.33	6.66	80	81	84	80	77	73	68	61	46
4	AX50S-4	30	0.66	1370	1.90	9.48	83	80	83	78	76	72	66	60	45
5	AX50P-4	32.5	0.90	1410	2.80	13.98	80	78	80	75	73	70	64	58	43
6	AX50F-4	35	0.66	1370	1.90	9.48	85	78	86	82	76	73	67	61	49

560mm Ø

Details illustrated are a small representation of the complete range.
Please contact Nuaire for selections specific to your project applications and/ or request software download.

2 POLE

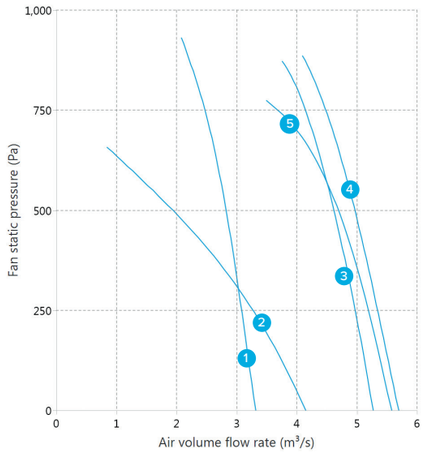

4 POLE

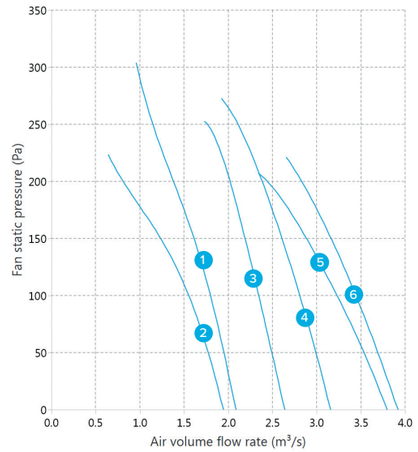

560mm Ø 2 POLE

					MOTOR CURRENTS		SOUND POWER LEVELS RE 1 PWATT (Hz) INDUCT INLET								
CURVE	FAN CODE	BLADE ANGLE °	MOTOR RATING (KW)	RPM SPEED	FLC	SC (DOL)	63	125	250	500	1K	2K	4K	8K	dB(A) @3M
1	AX56S-2	20	6.60	2900	12.2	76.5	88	92	0	98	96	93	89	86	63
2	AX56E-2	25	2.64	2845	5.28	30.8	85	83	92	92	89	86	81	79	57
3	AX56P-2	30	9.00	2910	16.4	95.55	98	95	92	101	95	91	89	85	63
4	AX56P-2	32.5	9.00	2910	16.6	103.5	98	97	93	101	95	91	90	85	63
5	AX56F-2	35	9.00	2910	16.6	103.5	92	93	91	102	101	96	92	86	67

560mm Ø 4 POLE

					MOTOR CURRENTS		SOUND POWER LEVELS RE 1 PWATT (Hz) INDUCT INLET								
CURVE	FAN CODE	BLADE ANGLE °	MOTOR RATING (KW)	RPM SPEED	FLC	SC (DOL)	63	125	250	500	1K	2K	4K	8K	dB(A) @3M
1	AX56P-4	20	0.66	1370	1.90	9.48	83	82	84	84	81	77	72	64	48
2	AX56F-4	25	0.30	1350	1.01	5.04	71	75	76	75	75	74	74	61	45
3	AX56S-4	30	1.32	1425	2.90	14.52	74	78	76	82	81	77	74	72	48
4	AX56S-4	35	1.32	1425	2.90	14.52	75	78	76	83	80	76	73	69	48
5	AX56O-4	40	1.32	1420	3.00	16.75	88	84	84	80	79	73	66	62	46
6	AX56AA-4	45	2.64	1440	5.88	34.3	81	82	82	83	79	76	72	67	50

630mm Ø

Details illustrated are a small representation of the complete range.
Please contact Nuaire for selections specific to your project applications and/ or request software download.

2 POLE

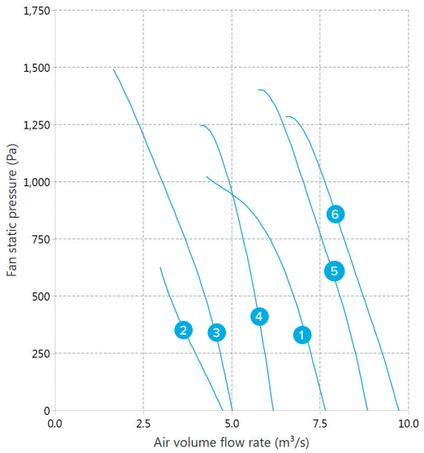

4 POLE

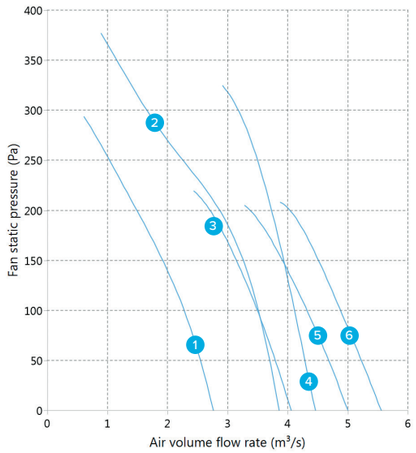

630mm Ø 2 POLE

					MOTOR CURRENTS		SOUND POWER LEVELS RE 1 PWATT (Hz) INDUCT INLET								
CURVE	FAN CODE	BLADE ANGLE °	MOTOR RATING (KW)	RPM SPEED	FLC	SC (DOL)	63	125	250	500	1K	2K	4K	8K	dB(A) @3M
1	AX63P-2	20	9.00	2910	16.38	95.55	88	86	89	97	99	98	92	89	66
2	AX63AD-2	25	13.20	2920	23.21	152.79	92	92	93	101	102	98	93	91	66
3	AX63P-2	30	11.04	2910	20.16	126	95	101	96	100	98	94	91	88	65
4	AX63N-2	32.5	4.80	2890	9.05	56.55	97	108	94	100	97	90	89	86	63
5	AX63AD-2	35	22.20	2940	39.12	244.5	96	98	99	107	100	95	92	88	68
6	AX63AD-2	40	26.40	2950	46.32	289.5	100	99	98	107	100	96	93	88	69

630mm Ø 4 POLE

					MOTOR CURRENTS		SOUND POWER LEVELS RE 1 PWATT (Hz) INDUCT INLET								
CURVE	FAN CODE	BLADE ANGLE °	MOTOR RATING (KW)	RPM SPEED	FLC	SC (DOL)	63	125	250	500	1K	2K	4K	8K	dB(A) @3M
1	AX63P-4	30	1.32	1425	2.90	14.52	87	82	86	84	80	78	74	66	50
2	AX63O-4	30	1.32	1425	2.90	14.52	93	88	86	83	80	77	73	66	51
3	AX63AD-4	35	3.60	1430	7.40	49.36	84	85	88	85	80	77	74	67	51
4	AX63O-4	40	1.80	1420	3.97	19.26	94	89	86	84	81	78	74	69	50
5	AX63Z-4	45	2.64	1440	5.88	34.2	90	89	88	86	83	80	77	72	52
6	AX63O-4	20	0.90	1420	2.08	10.38	90	85	85	83	80	76	71	63	48

HIGH PRESSURE AXIALS

For High Pressure Axials refer to pages 30 & 31.

710mm Ø

Details illustrated are a small representation of the complete range.
Please contact Nuaire for selections specific to your project applications and/ or request software download.

4 POLE

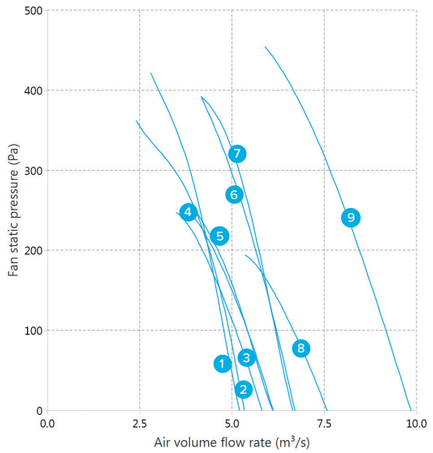

6 POLE

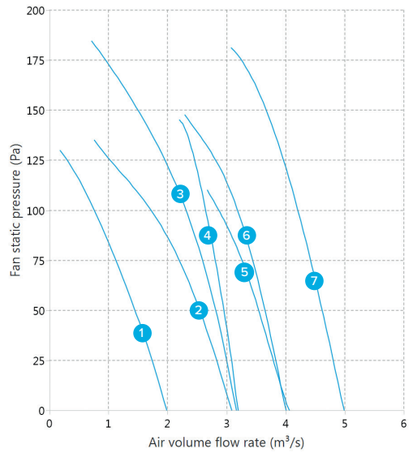

710mm Ø 4 POLE

					MOTOR CURRENTS		SOUND POWER LEVELS RE 1 PWATT (Hz) INDUCT INLET								
CURVE	FAN CODE	BLADE ANGLE °	MOTOR RATING (KW)	RPM SPEED	FLC	SC (DOL)	63	125	250	500	1K	2K	4K	8K	dB(A) @3M
1	AX71DG-4	25	3.60	1440	7.60	49.37	86	85	86	83	81	73	69	63	44
2	AX71P-4	30	1.80	1420	3.97	23.86	81	79	85	85	85	82	81	75	48
3	AX71O-4	30	1.80	1420	3.97	23.86	88	92	89	85	82	80	77	70	49
4	AX71O-4	32.5	2.64	1440	5.88	34.3	90	93	89	86	82	80	77	71	49
5	AX71O-4	35	2.64	1430	5.36	26.82	87	83	84	83	82	78	77	71	45
6	AX71S-4	37.5	4.80	1435	9.9	66	93	92	88	89	86	81	76	71	48
7	AX71AA-4	40	3.60	1440	7.60	49.37	84	84	94	90	86	83	80	72	52
8	AX71O-4	45	4.80	1440	9.88	61.73	94	92	88	88	85	84	78	74	50
9	AX71AD-4	50	9.00	1450	17.4	108.75	88	86	93	90	87	84	80	76	53

710mm Ø 6 POLE

					MOTOR CURRENTS		SOUND POWER LEVELS RE 1 PWATT (Hz) INDUCT INLET								
CURVE	FAN CODE	BLADE ANGLE °	MOTOR RATING (KW)	RPM SPEED	FLC	SC (DOL)	63	125	250	500	1K	2K	4K	8K	dB(A) @3M
1	AX71O-6	20	0.44	890	1.48	4.92	74	78	79	76	76	72	66	57	38
2	AX71O-6	25	0.44	890	1.48	4.92	74	77	79	72	72	70	66	57	37
3	AX71P-6	25	0.44	890	1.48	4.92	75	82	76	74	74	72	67	58	38
4	AX71AG-6	30	0.90	935	2.17	10.86	81	81	82	80	77	75	68	61	42
5	AX71O-6	35	0.66	900	1.98	6.6	82	81	78	78	74	70	66	59	37
6	AX71P-6	32.5	0.90	925	2.41	9.45	75	79	73	76	73	70	67	58	35
7	AX71AD-6	40	1.32	935	2.94	14.7	79	79	78	77	73	71	65	58	39

HIGH PRESSURE AXIALS

For High Pressure Axials refer to pages 30 & 31.

800mm Ø

Details illustrated are a small representation of the complete range.
Please contact Nuaire for selections specific to your project applications and/or request software download.

4 POLE

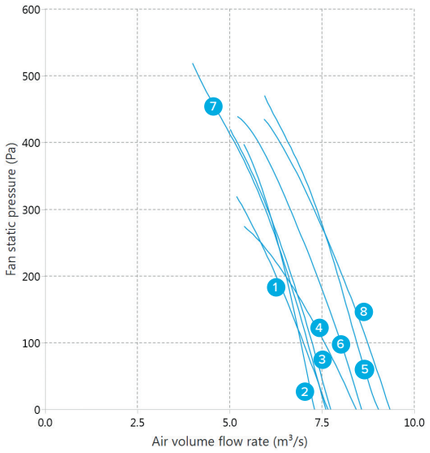

6 POLE

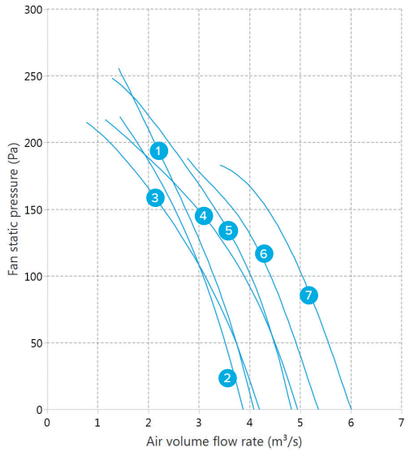

800mm Ø 4 POLE

					MOTOR CURRENTS		SOUND POWER LEVELS RE 1 PWATT (Hz) INDUCT INLET								
CURVE	FAN CODE	BLADE ANGLE °	MOTOR RATING (KW)	RPM SPEED	FLC	SC (DOL)	63	125	250	500	1K	2K	4K	8K	dB(A) @3M
1	AX80DG-4	25	4.80	1440	9.88	61.73	86	96	92	88	85	78	74	68	50
2	AC80AG-4	30	6.60	1430	13.09	87.28	89	86	91	93	89	86	85	78	52
3	AC80DG-4	30	4.80	1435	9.90	66	88	95	93	89	86	79	75	70	50
4	AX80P-4	32.5	4.80	1435	9.90	66	86	89	94	91	87	84	80	73	53
5	AX80S-4	32.5	9.00	1430	17.32	115.44	91	96	93	93	89	85	82	74	50
6	AX80S-4	35	9.00	1450	17.4	108.75	97	96	92	92	89	84	80	75	53
7	AX80O-4	37.5	4.80	1440	9.88	61.73	96	94	93	91	87	86	81	76	52
8	AX80S-4	40	9.00	1430	17.32	115.44	94	96	95	94	90	86	82	78	53

800mm Ø 6 POLE

					MOTOR CURRENTS		SOUND POWER LEVELS RE 1 PWATT (Hz) INDUCT INLET								
CURVE	FAN CODE	BLADE ANGLE °	MOTOR RATING (KW)	RPM SPEED	FLC	SC (DOL)	63	125	250	500	1K	2K	4K	8K	dB(A) @3M
1	AX80DG-6	20	0.66	900	1.98	6.6	85	89	81	79	73	67	62	54	40
2	AX80AA-6	25	0.90	925	2.41	9.45	75	88	80	82	80	75	70	60	44
3	AX80P-6	25	0.90	935	2.17	10.86	72	82	75	77	76	75	71	60	40
4	AX80AA-6	30	0.90	925	2.41	9.45	73	82	79	76	75	74	69	58	40
5	AX80AG-6	30	2.64	940	5.65	28.26	81	82	85	83	79	77	71	62	45
6	AX80AA-6	32.5	1.32	930	3.38	14.1	82	95	86	84	79	75	70	61	47
7	AX80P-6	45	1.32	935	2.94	14.7	86	89	83	83	78	75	70	62	45

HIGH PRESSURE AXIALS

For High Pressure Axials refer to pages 30 & 31.

900mm Ø

Details illustrated are a small representation of the complete range.
Please contact Nuaire for selections specific to your project applications and/or request software download.

4 POLE

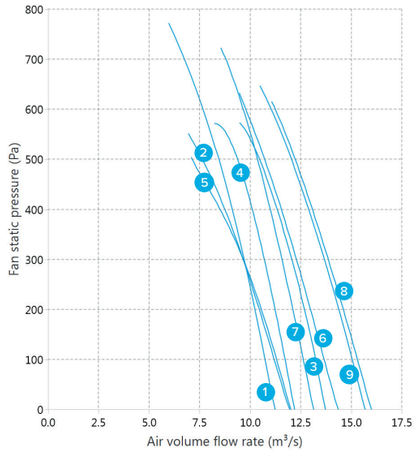

6 POLE

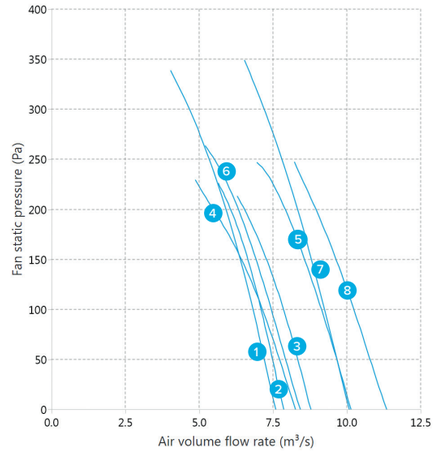

900mm Ø 4 POLE

					MOTOR CURRENTS		SOUND POWER LEVELS RE 1 PWATT (Hz) INDUCT INLET								
CURVE	FAN CODE	BLADE ANGLE °	MOTOR RATING (KW)	RPM SPEED	FLC	SC (DOL)	63	125	250	500	1K	2K	4K	8K	dB(A) @3M
1	AX90DJ-4	25	11.04	1450	23.52	147	93	93	98	97	89	83	80	75	57
2	AX90DH-4	30	9.00	1430	17.32	115.44	98	109	96	93	89	84	82	80	58
3	AX90DJ-4	30	11.04	1450	23.52	147	98	97	100	98	91	85	83	78	59
4	AX90AG-4	35	18.00	1445	30.66	201.85	94	91	95	97	94	91	88	81	58
5	AX90DG-4	35	11.04	1450	23.52	147	98	100	97	96	92	87	84	81	56
6	AX90AA-4	37.5	9.00	1450	17.40	108.75	92	87	96	98	97	93	88	82	61
7	AX90AG-4	40	18.00	1450	34.08	213	96	94	101	99	95	92	88	82	59
8	AX90DG-4	40	18.00	1450	34.08	213	99	101	98	96	93	88	86	84	57
9	AX90AG-4	45	22.20	1445	39.78	261.89	97	94	96	97	93	89	85	80	57

900mm Ø 6 POLE

					MOTOR CURRENTS		SOUND POWER LEVELS RE 1 PWATT (Hz) INDUCT INLET								
CURVE	FAN CODE	BLADE ANGLE °	MOTOR RATING (KW)	RPM SPEED	FLC	SC (DOL)	63	125	250	500	1K	2K	4K	8K	dB(A) @3M
1	AX90DJ-6	25	3.60	960	8.21	38.99	87	89	89	88	79	73	68	61	49
2	AX90DG-6	30	3.60	940	7.31	36.54	89	89	88	87	81	74	70	64	46
3	AX90AG-6	35	3.60	940	7.31	36.54	84	86	91	85	83	82	77	69	50
4	AX90DJ-6	35	6.60	945	13.2	66	92	94	93	88	82	77	73	67	52
5	AX90AA-6	37.5	2.64	945	6.20	28.44	85	89	86	89	87	84	78	69	51
6	AX90AG-6	40	4.80	945	9.50	47.52	85	84	88	84	81	80	75	68	48
7	AX90AG-6	45	6.60	945	13.2	66	89	88	90	87	83	79	75	70	50
8	AX90AG-6	50	13.20	970	27.5	171.75	92	87	92	88	85	82	78	72	51

HIGH PRESSURE AXIALS

For High Pressure Axials refer to pages 30 & 31.

1000mm Ø

Details illustrated are a small representation of the complete range.
Please contact Nuaire for selections specific to your project applications and/ or request software download.

4 POLE

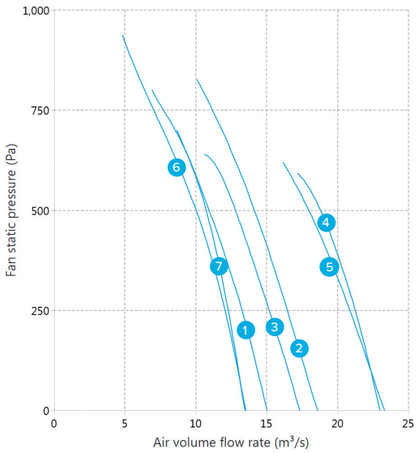

6 POLE

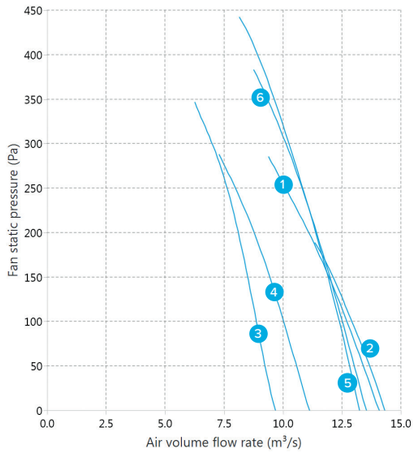

1000mm Ø 4 POLE

					MOTOR CURRENTS		SOUND POWER LEVELS RE 1 PWATT (Hz) INDUCT INLET								
CURVE	FAN CODE	BLADE ANGLE °	MOTOR RATING (KW)	RPM SPEED	FLC	SC (DOL)	63	125	250	500	1K	2K	4K	8K	dB(A) @3M
1	AX100CZ-4	45	44.40	1470	85.31	561.61	103	103	112	103	97	94	94	91	69
2	AX100AG-4	50	44.40	1470	85.31	561.61	100	102	97	101	101	98	95	90	63
3	AX100DB-4	25	18.00	1445	30.66	201.85	99	101	103	99	94	90	88	84	61
4	AX100DJ-4	25	13.20	1440	22.91	150.81	100	104	107	106	98	92	89	85	66
5	AX100AG-4	30	18.00	1450	34.08	213	95	100	106	10	102	96	91	85	65
6	AX100CX-4	30	18.00	1445	30.66	201.85	100	103	104	101	95	90	89	86	62
7	AX100CY-4	35	22.20	1445	39.78	261.89	108	116	103	101	94	90	91	89	64

1000mm Ø 6 POLE

					MOTOR CURRENTS		SOUND POWER LEVELS RE 1 PWATT (Hz) INDUCT INLET								
CURVE	FAN CODE	BLADE ANGLE °	MOTOR RATING (KW)	RPM SPEED	FLC	SC (DOL)	63	125	250	500	1K	2K	4K	8K	dB(A) @3M
1	AX100CZ-6	35	9.00	955	17.35	108.45	92	91	95	94	87	82	78	71	55
2	AX100DJ-6	35	6.60	945	13.2	66	95	95	96	92	86	81	78	72	67
3	AX100CZ-6	41	9.00	970	19.32	120.75	98	98	105	95	87	85	84	79	63
4	AX100DL-6	45	13.20	970	27.48	171.75	100	98	10	96	90	87	86	82	58
5	AX100CZ-6	25	6.60	960	14.4	90	92	94	94	93	86	81	77	72	54
6	AX100CZ-6	30	6.60	960	14.4	90	94	97	102	91	83	80	78	73	59

1120mm Ø

Details illustrated are a small representation of the complete range.
Please contact Nuaire for selections specific to your project applications and/ or request software download.

4 POLE

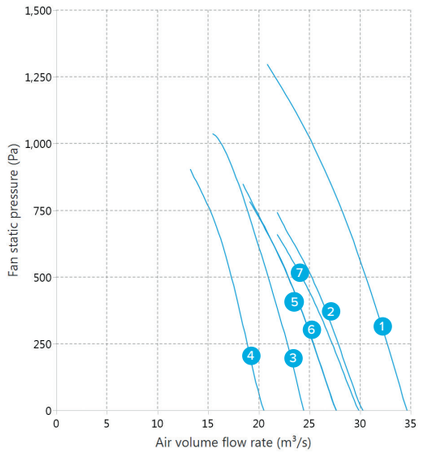

6 POLE

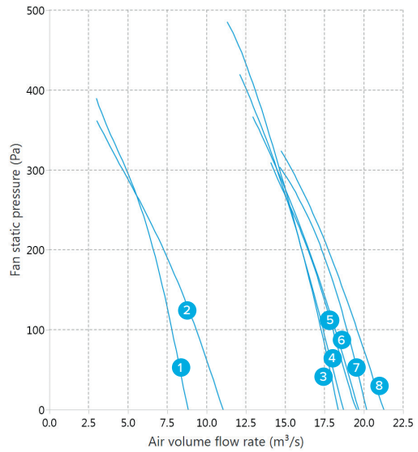

1120mm Ø 4 POLE

					MOTOR CURRENTS		SOUND POWER LEVELS RE 1 PWATT (Hz) INDUCT INLET								
CURVE	FAN CODE	BLADE ANGLE °	MOTOR RATING (KW)	RPM SPEED	FLC	SC (DOL)	63	125	250	500	1K	2K	4K	8K	dB(A) @3M
1	AX112DL-4	35	44.40	1470	85.31	561.61	104	103	107	105	100	96	96	94	66
2	AX112CZ-4	35	54.00	1480	104.65	654.08	101	102	109	102	98	95	94	91	67
3	AX112DJ-4	40	54.00	1480	104.65	654.08	104	104	108	107	102	98	97	95	69
4	AX112DL-4	40	54.00	1480	103.43	680.90	105	103	108	106	101	98	98	96	67
5	AX112CZ-4	45	66.00	1480	114.42	753.27	107	103	108	110	103	98	97	94	70
6	AX112CZ-4	30	36.00	1470	66.24	414	103	102	106	105	97	94	94	90	66
7	AX112CZ-4	25	26.40	1460	46.04	303.12	99	101	106	105	97	93	91	87	66

1120mm Ø 6 POLE

					MOTOR CURRENTS		SOUND POWER LEVELS RE 1 PWATT (Hz) INDUCT INLET								
CURVE	FAN CODE	BLADE ANGLE °	MOTOR RATING (KW)	RPM SPEED	FLC	SC (DOL)	63	125	250	500	1K	2K	4K	8K	dB(A) @3M
1	AX122CZ-6	35	13.20	960	24.83	155.18	94	93	97	96	89	85	80	75	57
2	AX112DJ-6	35	9.00	970	19.32	120.75	97	97	99	94	89	85	81	75	58
3	AX112DL-6	40	18.00	960	34.68	216.75	101	99	104	99	92	89	88	85	61
4	AX112CZ-6	40	13.20	970	27.48	171.75	101	100	106	99	91	88	88	82	64
5	AX112CZ-6	45	18.00	960	34.68	216.75	103	100	106	100	91	89	90	87	65
6	AX112AG-6	45	18.00	960	34.68	216.75	93	94	91	96	92	88	84	74	54
7	AX112DG-6	20	3.60	940	7.31	36.54	90	98	93	96	90	85	82	79	54
8	AX112AD-6	25	3.60	940	7.31	36.54	83	91	94	94	92	86	82	68	54

1250mm Ø

4 POLE

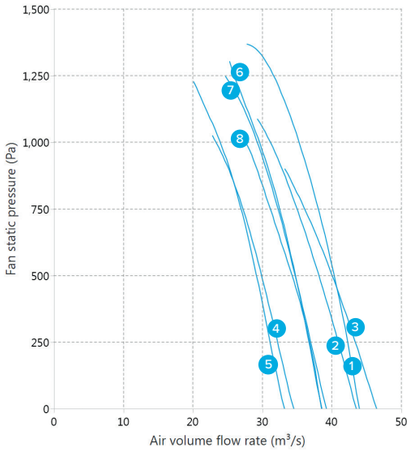

6 POLE

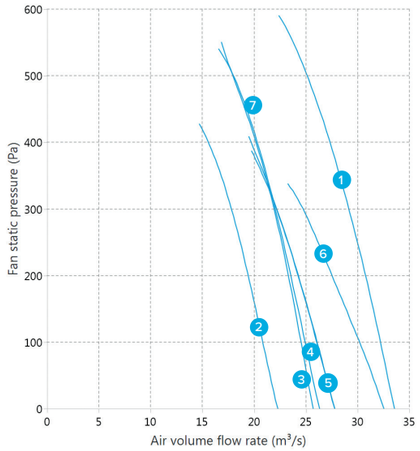

Details illustrated are a small representation of the complete range.
Please contact Nuaire for selections specific to your project applications and/ or request software download.

1250mm Ø 4 POLE

					MOTOR CURRENTS		SOUND POWER LEVELS RE 1 PWATT (Hz) INDUCT INLET								
CURVE	FAN CODE	BLADE ANGLE °	MOTOR RATING (KW)	RPM SPEED	FLC	SC (DOL)	63	125	250	500	1K	2K	4K	8K	dB(A) @3M
1	AS125CZ-4	35	66.00	1480	115.79	723.68	100	100	109	109	101	98	97	91	68
2	AX125DL-4	35	90.00	1480	151.87	949.2	104	101	111	107	103	100	99	96	72
3	AX125DB-4	40	90.00	1480	150.26	989.24	107	111	107	107	101	97	96	96	67
4	AX125DL-4	40	90.00	1480	150.26	989.24	108	104	112	109	105	102	101	99	74
5	AX125CZ-4	45	108.00	1480	177.98	1171.73	106	106	112	109	103	101	100	98	71
6	AX125DB-4	30	54.00	1480	104.65	654.08	104	108	113	114	108	101	95	90	72
7	AX125DL-4	30	44.40	1470	85.31	561.61	104	101	111	110	104	99	98	94	72
8	AX125DB-4	35	90.00	1480	151.87	949.2	105	105	108	105	101	97	94	92	67

1250mm Ø 6 POLE

					MOTOR CURRENTS		SOUND POWER LEVELS RE 1 PWATT (Hz) INDUCT INLET								
CURVE	FAN CODE	BLADE ANGLE °	MOTOR RATING (KW)	RPM SPEED	FLC	SC (DOL)	63	125	250	500	1K	2K	4K	8K	dB(A) @3M
1	AX125DL-6	35	22.20	965	41.11	256.95	97	700	102	99	94	90	89	84	60
2	AX125CZ-6	35	18.00	960	34.32	214.5	95	98	100	98	93	87	83	76	58
3	AX125DL-6	40	26.40	965	48.06	300.38	102	102	106	102	95	92	91	90	67
4	AX125CZ-6	40	26.40	965	48.74	304.65	103	102	106	102	93	91	90	88	64
5	AX125CZ-6	45	36.00	975	66.67	416.7	102	104	102	101	97	91	88	86	62
6	AX125CZ-6	50	36.00	975	65.81	411.3	99	106	99	96	95	90	89	85	59
7	AX125DB-6	30	18.00	960	34.32	214.5	100	99	102	96	91	87	84	81	59

1400mm Ø

6 POLE

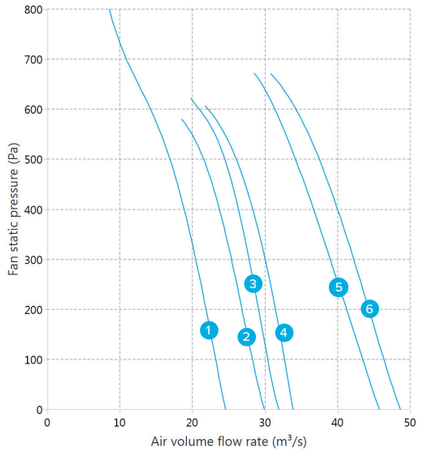

Details illustrated are a small representation of the complete range.
Please contact Nuaire for selections specific to your project applications and/ or request software download.

1400mm Ø 6 POLE

					MOTOR CURRENTS		SOUND POWER LEVELS RE 1 PWATT (Hz) INDUCT INLET								
CURVE	FAN CODE	BLADE ANGLE °	MOTOR RATING (KW)	RPM SPEED	FLC	SC (DOL)	63	125	250	500	1K	2K	4K	8K	dB(A) @3M
1	AX140DB-6	25	13.20	960	24.83	155.18	100	94	97	98	101	98	93	87	61
2	AX140DB-6	30	22.20	965	42.31	256.95	98	96	103	103	101	96	91	85	61
3	AX140DB-6	32.5	22.20	965	42.31	256.95	96	102	103	100	99	95	93	87	63
4	AX140DB-6	35	26.40	965	48.06	300.38	100	105	104	102	98	93	89	83	65
5	AX140DB-6	45	54.00	980	96.73	604.58	103	100	105	106	102	99	96	90	63
6	AX140DB-6	50	54.00	980	96.73	604.58	105	104	112	109	104	101	97	91	67

1500mm Ø

6 POLE

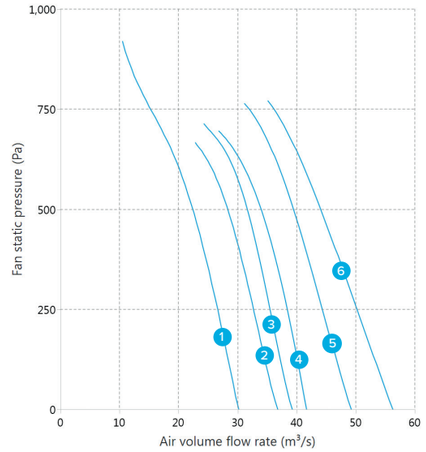

1500mm Ø 6 POLE

					MOTOR CURRENTS		SOUND POWER LEVELS RE 1 PWATT (Hz) INDUCT INLET								
CURVE	FAN CODE	BLADE ANGLE °	MOTOR RATING (KW)	RPM SPEED	FLC	SC (DOL)	63	125	250	500	1K	2K	4K	8K	dB(A) @3M
1	AX150DB-6	25	18.00	960	34.68	216.75	102	97	99	100	103	101	95	89	63
2	AX150DB-6	30	36.00	975	65.81	411.3	100	98	106	105	103	98	94	87	63
3	AX150DB-6	32.5	36.00	975	65.81	411.3	98	104	105	102	101	97	95	89	65
4	AX150DB-6	35	36.00	975	65.81	411.3	102	107	106	104	100	95	91	85	67
5	AX150DB-6	40	54.00	980	96.73	604.58	103	100	105	107	104	103	99	92	64
6	AX150DB-6	45	66.00	980	118.98	743.63	105	102	107	108	105	101	98	92	65

1600mm Ø

6 POLE

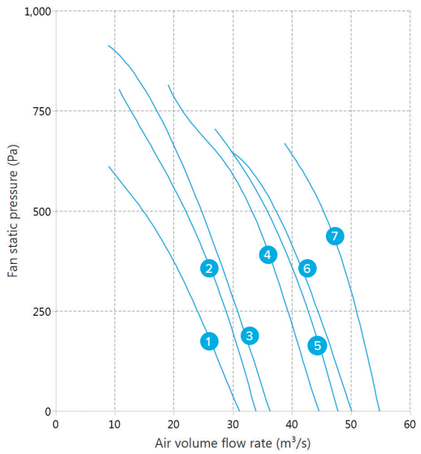

Details illustrated are a small representation of the complete range. Please contact Nuaire for selections specific to your project applications and/or request software download.

1600mm Ø 6 POLE

					MOTOR CURRENTS		SOUND POWER LEVELS RE 1 PWATT (Hz) INDUCT INLET								
CURVE	FAN CODE	BLADE ANGLE °	MOTOR RATING (KW)	RPM SPEED	FLC	SC (DOL)	63	125	250	500	1K	2K	4K	8K	dB(A) @3M
1	AX160CX-6	25	13.20	970	27.48	171.75	93	104	100	101	98	93	90	84	62
2	AX160CZ-6	25	18.00	960	34.32	214.5	90	102	100	101	97	92	91	87	62
3	AX160DB-6	25	22.20	975	42.72	267	91	103	100	101	97	92	92	91	62
4	AX160DB-6	30	44.40	975	83.75	523.43	95	105	106	106	101	95	95	93	67
5	AX160DB-6	32	54.00	980	97.78	611.1	97	106	109	108	103	96	95	92	69
6	AX160CZ-6	35	54.00	980	97.78	611.1	98	109	110	109	103	96	95	93	70
7	AX160DB-6	40	66.00	980	117.72	735.75	113	117	109	104	98	97	96	91	66

We can help.

For selections requiring a unit size greater that 1600mm diameter, please contact Nuaire for your fan selections tailored to your project and applications requirements.

The curves shown in this catalogue **are not limited only to** the products shown here, and show a small selection of the capabilities of Nuaire.

For additional selections, please contact Nuaire on +44(0)29 2085 8484, or download the selection software from www.nuairegroup.com

AXUS - ANCILLARIES

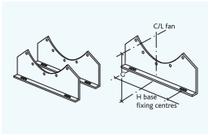

MOUNTING BRACKETS*

The AXUS mounting brackets are manufactured from heavy gauge galvanised steel and are supplied in pairs.

Typical Code - CMB100 (100 = Fan diameter in cm).

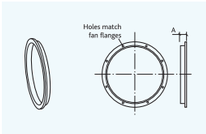

MATCHING FLANGE (SINGLE)*

Manufactured from galvanised steel. Matching flanges are supplied individually.

Typical Code: CMF100 (100 = fan diameter in cm).

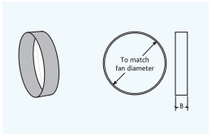

FLEXIBLE CONNECTOR (SINGLE)*

Circular without flanges. Flexible duct material is flameproof and resistant to heat up to 132°C/400°C, chemicals, ozone, oil and grease. The material is airtight, waterproof and tested to BS476 Part 7. (Supplied complete with fixing straps).

Typical Code: CFCH100 (100 = fan diameter in cm) - 400°C.

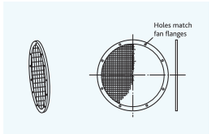

GUARD*

Manufactured from heavy gauge galvanised steel and acid zinc plated steel mesh. Standard Accessory Losses (k). Flat type • Finger guard 0.4.

Typical Code: CGD100 (100 = fan diameter in cm).
Pressure Drop (Pa) = 0.6 x k x Velocity (m/s).

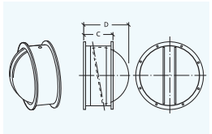

BACKDRAUGHT DAMPER (SINGLE)*

Gravity operated backdraught damper, manufactured from heavy gauge galvanised steel with a pair of bolted flanges. Standard Accessory Losses (k) (Air stream operated) 0.4.

Typical Code: CBD100 (100 = fan diameter in cm) - 132°C. Max Ambient, 1 off 400°C/2hr (For horizontal

mounting only). Pressure Drop (Pa) = 0.6 x k x Velocity (m/s).

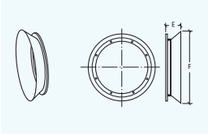

INLET CONE*

Manufactured in heavy gauge galvanised steel with a single bolted flange. Standard Accessory Losses (k). Low loss • Inlet cone 0.38.

Typical Code: CIC100 (100 = fan diameter in cm).
Pressure Drop (Pa) = 0.6 x k x Velocity (m/s).

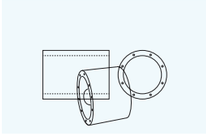

ATTENUATOR*

Standard (non podded), long (non podded), podded, and long podded options available. Conical Inlet silencer available upon request.

CONTROLS*

Choice of inverter, electronic or transformer speed controls available.

ANTI-VIBRATION MOUNTS*

Resilient rubber, for fan only. Spring options also available.

Typical code: NAV1/A

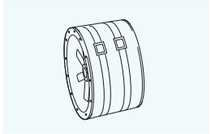

ACOUSTIC JACKET*

Acoustic material laminated with 25mm foam. Complete with straps/buckles for security.

*For dimensional information, please contact Nuaire.

HIGH TEMPERATURE AND AMBIENT HIGH PRESSURE AXIAL RANGE

The AXUS high pressure range of axial flow fans are designed for 'in-duct' applications. Manufactured from mild steel and then galvanised, making the unit suitable for indoor and outdoor applications.

KEY BENEFITS:

- **HOT DIPPED GALVANISED STEEL CONSTRUCTION** - ENSURING STRENGTH, DURABILITY & PROTECTION
- **HIGH PERFORMANCE** - DUTY UP TO 25m³/s WITH PRESSURE UP TO 2000 PA
- **HIGH TEMPERATURE** - INDEPENDENTLY TESTED TO BS EN 12101-3
- **FLEXIBLE SOLUTION** - SUITABLE FOR INTERNAL & EXTERNAL APPLICATIONS, & VERTICALLY OR HORIZONTALLY
- **TESTED TO HIGHEST STANDARDS** - AIR PERFORMANCE TO ISO5801: 2017
- **AMCA APPROVED LABS** - BOTH TYPE 'A' & 'D' LABORATORIES AT NUAIRE ARE ACCREDITED TO THE AMCA 300 STANDARD

EiP COMPLIANT | 50Hz | 60Hz | 300°C/ 400°C | 630/710 800/900 Ø



CONSULTANT SPECIFICATION

CASING

Long cased covering both the motor and impeller, manufactured from heavy gauge galvanised steel (HDG), corrosion resistant to BS EN10142 1991 with integral formed inlet and outlet mounting flange, with pre-drilled bolt holes.

Cases are fitted with integral case mounted guide vanes– providing performance-enhancing characteristics.

Case material options available:

- HDG as standard
- Painted: Polyester Powder or Epoxy

PERFORMANCE

Up to 25m³/s duty range, 2000 Pa.

CERTIFICATION AND OPERATING TEMPERATURE

Suitable for day to day environmental extract up to a maximum of 60°C.

MOTOR

Motors incorporated are fully cast TEAO (Totally Enclosed, Non-Ventilated Air Over) type of an aluminium or cast iron (dependent on frame size) construction, protected with a paint finish. Protected to IP55 with Class H insulation. Available in both single and three phase supply (50/60Hz).

Motors incorporate integral PTC Thermistors, as standard, ensuring thermal overload protection during the life cycle of the motor.

Motors are suitable for speed control by frequency inverters, subject to fan selection.

There are many other motor options available specific for your project requirements such as:

- IE1, IE2, IE3 and IE4 Efficiency Classes
- 2 speed (Full/Half and Full/Two Thirds)
- 60Hz: Specific to your voltage requirements

Please contact Nuaire or download selection software for the complete range.

ANCILLARIES

- Matching flanges
- Flexible connections
- Anti-vibration mounts
- Mounting brackets (additional if required)
- Acoustic jackets
- Attenuators
- Guards
- Inlet cones
- Backdraught dampers
- Controls

IMPELLER

For all temperature classes, ambient, 300°C and 400°C for 2hr, impellers are high efficiency profile, fabricated completely from mild steel mounted in a steel hub ensuring optimum performance and safety under emergency conditions.

INSTALLATION

Suitable for internal and external operation. The unit should be installed horizontally on the mounting feet as supplied. For alternative mounting arrangements, contact Nuaire. DW/144 and general good practice standards for installation should be taken into consideration at design stage.

APPLICATIONS

- Utility tunnel & service room
- Car parks & smoke
- Industrial
- Boiler rooms
- Lift motor rooms
- Utility & transit tunnels
- Sports halls
- Factories & warehouses
- Hospitals & medical centres
- Offices & commercial
- Supermarkets
- Retail, leisure & sports facilities
- Public buildings

AXIAL
HIGH PRESSURE SINGLE STAGE



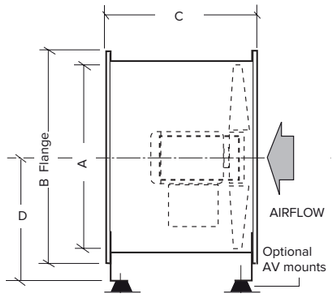

CODING AX63X-XX

AX	63	X	-	X	X
1	2	3		4	5

SAMPLE CODING

1. Axial fan
2. Size of casing in cm
3. Impeller specification reference
4. Motor speed in poles
5. Operating temperature reference

Contact Nuaire for Fan Selector to help in selecting the right unit for your project.

DIMENSIONS (MM)

MODEL	A	B	C	D
AX630	630	740	840	488
AX710	707	817	840	564
AX710	707	817	1043	564
AX800	808	918	840	590
AX800	808	918	1043	590
AX900	909	1019	840	659
AX900	909	1019	1043	659

RANGE PERFORMANCE ENVELOPE

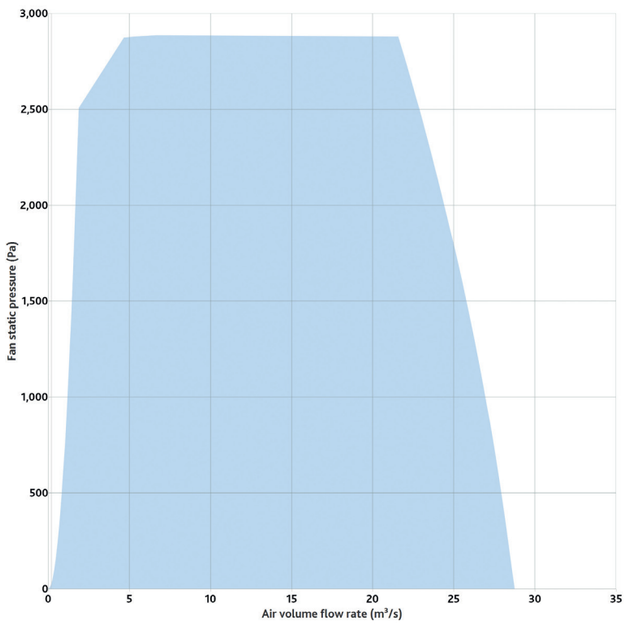

Details illustrated are a small representation of the complete range. Please contact Nuaire for selections specific to your project applications and/ or request software download.

630mm Ø 5 POLE

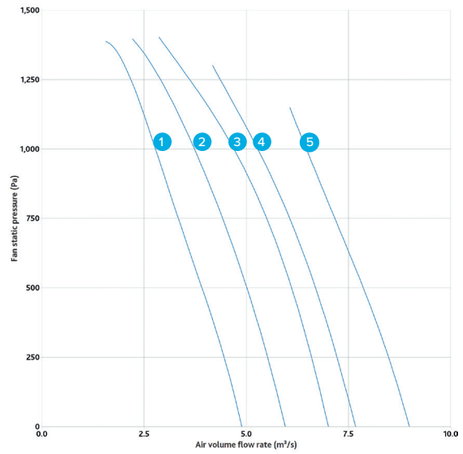

710mm Ø 5 POLE

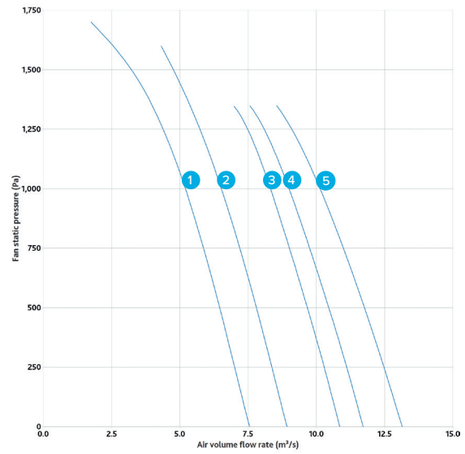

630/710mm Ø 5 POLE

						MOTOR CURRENTS		SOUND POWER LEVELS RE 1 PWATT (Hz) INDUCT INLET								
	CURVE	FAN CODE 300/2	BLADE ANGLE °	MOTOR RATING (KW)	RPM SPEED	FLC	SC (DOL)	63	125	250	500	1K	2K	4K	8K	dB(A) @3M
630	1	AX63LQ*2	10	5.5	2900	10.2	76.5	93	92	99	103	106	102	95	89	72
	2	AX63LQ*2	15	7.5	2910	13.8	103.5	98	97	101	107	107	101	95	91	74
	3	AX63LQ*2	20	9.2	2910	16.8	126	101	103	104	111	106	99	95	93	73
	4	AX63LQ*2	23	13.2	2930	23.88	149.25	103	101	105	107	102	97	93	90	73
	5	AX63LQ*2	29	15	2930	26.9	201.75	104	101	105	106	103	97	94	92	72
710	1	AX71LQ*2	10	9.2	2910	16.8	126	92	90	104	101	104	103	99	96	74
	2	AX71LQ*2	15	13.2	2930	23.88	149.25	95	91	104	102	103	101	98	94	72
	3	AX71LQ*2	22	18	2930	32.28	201.75	101	96	106	103	101	97	95	93	70
	4	AX71LQ*2	25	22.2	2940	39.12	244.5	102	96	106	104	102	97	95	94	70
	5	AX71LQ*2	30	30	2950	52.3	392.25	104	97	107	103	103	97	97	96	71

Details illustrated are a small representation of the complete range.
Please contact Nuaire for selections specific to your project applications and/or request software download.

800mm Ø 4 POLE

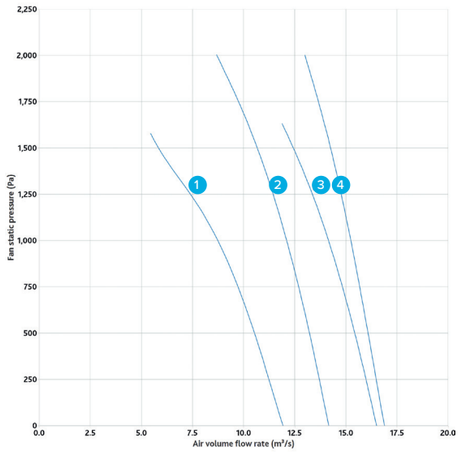

900mm Ø 4 POLE

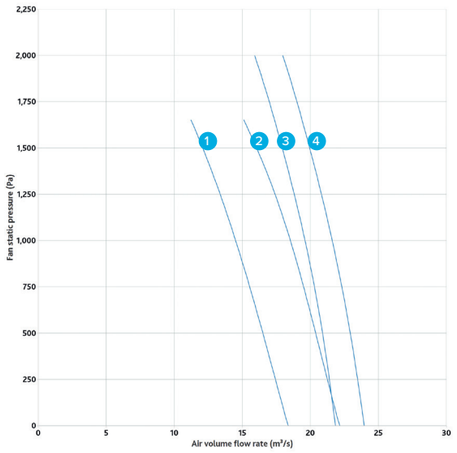

800/900mm Ø 4 POLE

						MOTOR CURRENTS		SOUND POWER LEVELS RE 1 PWATT (Hz) INDUCT INLET								
	CURVE	FAN CODE 300/2	BLADE ANGLE °	MOTOR RATING (KW)	RPM SPEED	FLC	SC (DOL)	63	125	250	500	1K	2K	4K	8K	dB(A) @3M
800	1	AX80MA*2	17	22	2950	38.6	289.5	99	96	107	105	105	102	100	98	74
	2	AX80MG*2	22	37	2950	64.1	480.75	106	99	114	108	108	104	102	99	77
	3	AX80MC*2	27	55	2930	96.8	726	106	101	103	110	111	104	103	102	77
	5	AX80MI*2	29	66	2930	116.16	726	107	101	106	113	110	105	103	102	79
900	1	AX90MA*2	16	37	2950	64.1	480.75	102	97	109	110	110	105	103	101	78
	2	AX90MA*2	22	55	2930	96.8	726	106	100	113	112	113	108	105	104	80
	3	AX90MC*2	22	75	2930	125.45	940.875	107	102	107	115	114	109	105	104	81
	5	AX90MC*2	25	90	2930	150.54	940.875	109	104	107	116	116	110	107	105	82

PIONEERING NEW AIR TECHNOLOGY

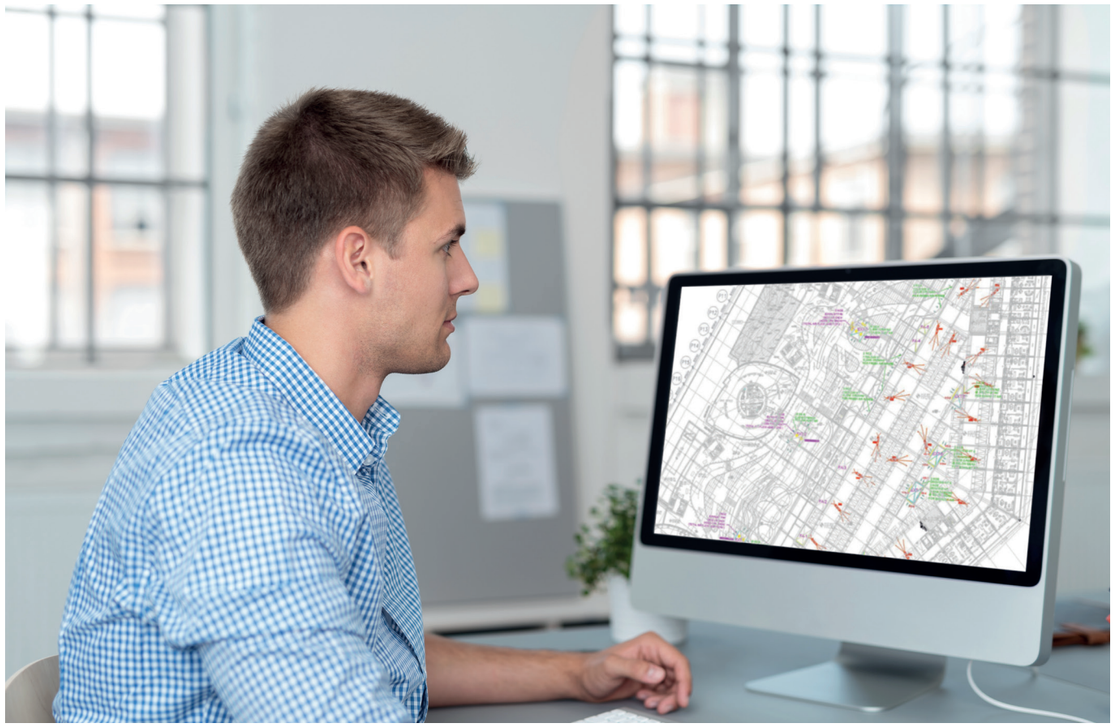

- **THE COMPLETE RANGE** SOLUTION TAILORED TO MEET YOUR PROJECT REQUIREMENTS WORLDWIDE.
- **EXPANSIVE RANGE** TO MEET YOUR LOCAL REGULATIONS.
- **DESIGNED AND TESTED** TO THE RECOGNISED INDUSTRY STANDARD IN AMCA ACCREDITED LABORATORIES.
- **AXIAL CONFIGURATOR SOFTWARE** PROVIDING THE TAILORED SOLUTION AT YOUR FINGERTIPS.
- **PRODUCT DEVELOPMENT AND INNOVATION.**
- **PEDIGREE RENOWNED WORLDWIDE.**
- **THE COMPLETE SUPPORT TEAM** TO GUIDE AND SUPPORT YOU WITH YOUR HVAC PROJECT REQUIREMENTS.

INTERNATIONAL
WWW.NUAIRE.CO.UK/INTERNATIONAL

COMMERCIAL
WWW.NUAIRE.CO.UK/COMMERCIAL

RESIDENTIAL
WWW.NUAIRE.CO.UK/RESIDENTIAL

nuaire
PIONEERING NEW AIR TECHNOLOGY

WESTERN INDUSTRIAL ESTATE | CAERPHILLY | CF83 1NA
T 029 2085 8200 **F** 029 2085 8300 **E** INFO@NUAIRE.CO.UK
WWW.NUAIRE.CO.UK

Part no. 672099
v2 August 2026